


3532 Seagate Way, Suite 100,
Oceanside, CA 92056, USA
www.sumix.com
E-mail: info-team@sumix.com
Tel.: +1 (877) 233-3385

Manta-W+

microscope probe



All fibers in one screen
(FOV: 4.1 × 3.0 mm)

PASS/FAIL indicator

Detailed analysis of scratches
and defects

Wide variety of tips

Detachable
USB 3.0 SuperSpeed cable

**All MPO fibers at once.
MT12 Pass/Fail report in 2 seconds.**



Single fiber



Multi-fiber



Auto focus



0.75 μ m defect
size detection




Scratch
detection



Industry
standards



PASS/FAIL
verdict



Up to 96 fibers
in just one scan



"Great option for MTP/MPO testing; ability to check up to 96 fibers on one screen is impressive. Broad range of compatible connectors makes it an even more impressive product."

—The Lightwave Innovation Reviews, judge's comment

Application

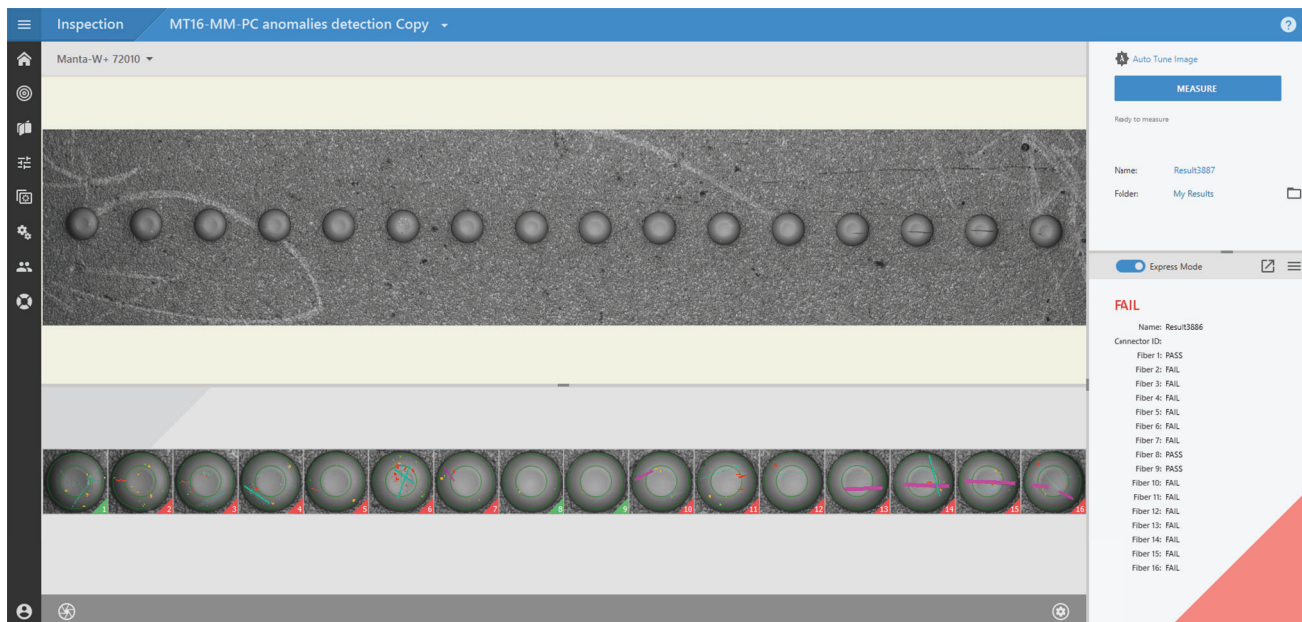
- field inspection;
- in lab or production as a benchtop microscope (with a cradle)

Specification

Connectors tested:	Male and female MPO connectors (SM and MM), MT ferrules, LC, FC, SC, E2000™, QSFP, ARINC, MIL-38999, High-power SMA, Avim, mini-Avim, 3M™ Expanded Beam Optical Connector, ODC®, Q-ODC®, MXC®, HMFOC, CS®, SN® and more. Patch cord and bulkhead side. Custom tips can be developed for special connectors.
Field of view:	4.1 × 3.0 mm
Defect size detection:	0.75 μm
Optical resolution:	1.8 μm
Magnification:	260×
Focus:	Autofocus
Camera type:	CMOS, 12MP, monochrome
Power source:	USB 3.0 port of PC
Dimensions (H × W × L):	77 × 28 × 249 mm (3 × 1.1 × 9.8 inches)
Weight:	491 g (1.08 lbs)
Material:	aluminum housing, stainless steel barrel
Compatible with:	desktop PC, laptop, tablet
Operating system:	Windows 10
Kit contents:	SMX-Manta-W+ microscope, USB 3.0 cable, Case, MaxInspect analytical software

What's new?

- The range of tips now includes: active tips for inspection of MPO, SN®, CS®, MDC connectors in high-density patch panels and transceivers, tips for inspection of Pushlok™ MT cassette, THDM and VITA 66.1/66.4 connectors.
- Sumix offers a verification artifact for Manta series microscopes – a terminated ferrule with artificial scratches on its end face manufactured as per the latest IEC recommendations.
- Detection of anomalies on the MT ferrule with the help of DNN (Deep Neural Network) is now available in MaxInspect™ software.



Measurement result for 16-fiber MPO connector.